

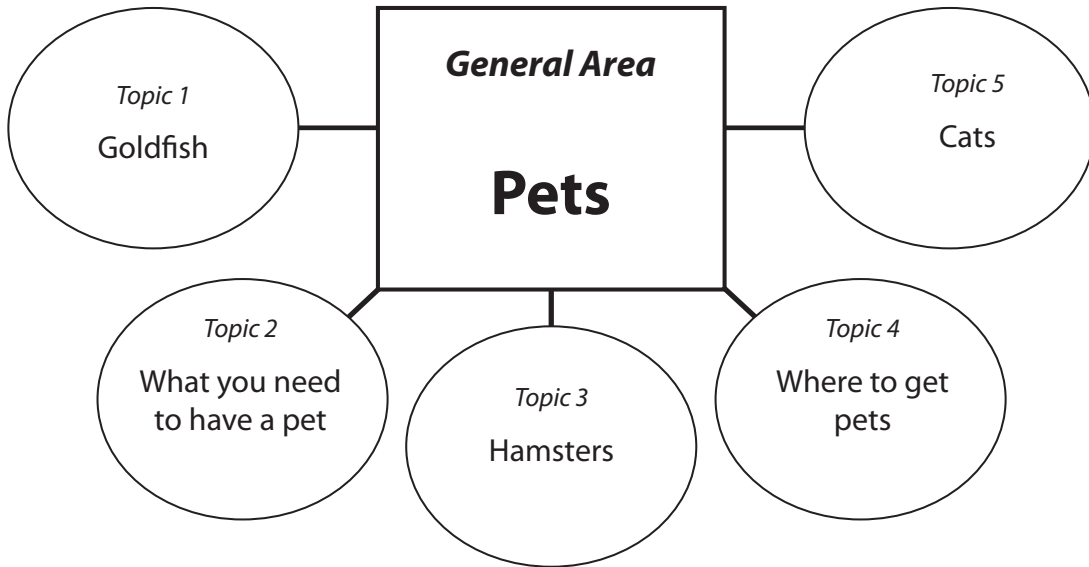


4-H Communication Fact Sheet 8.0

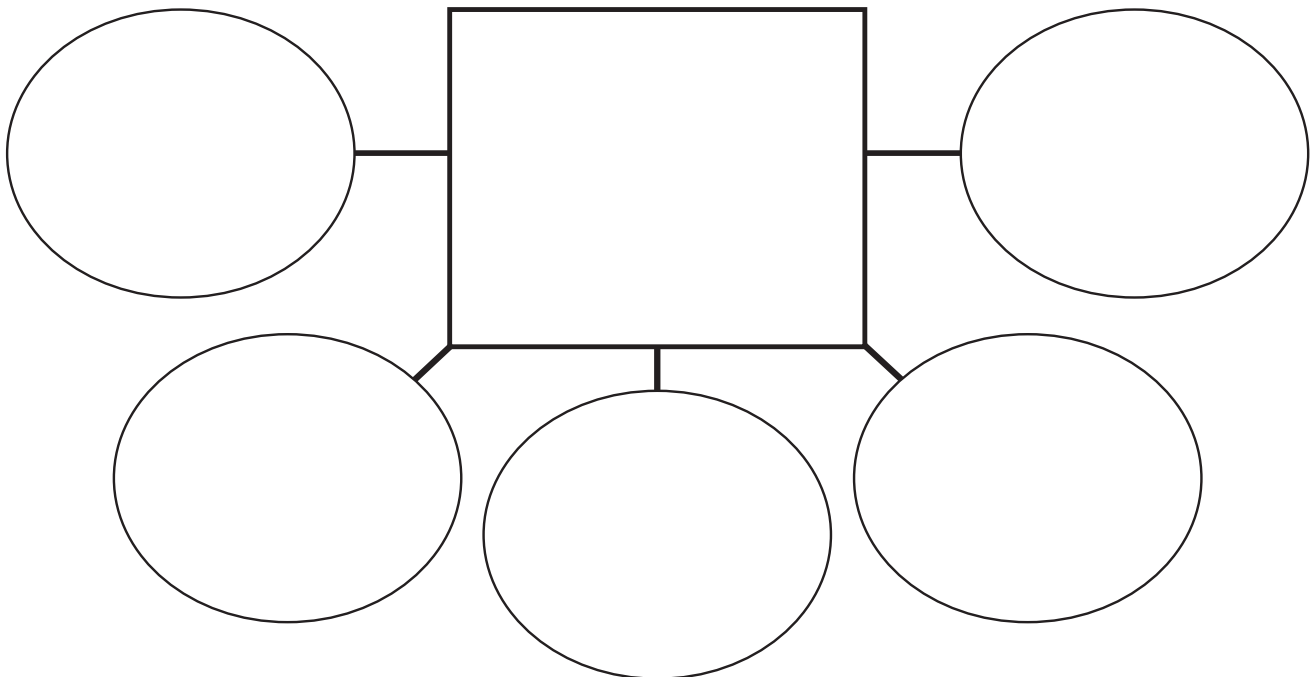
# Presentation Brainstorming Activity

Think of at least three general areas of interest you have. For each of these areas, think of five topics you could do a presentation about.

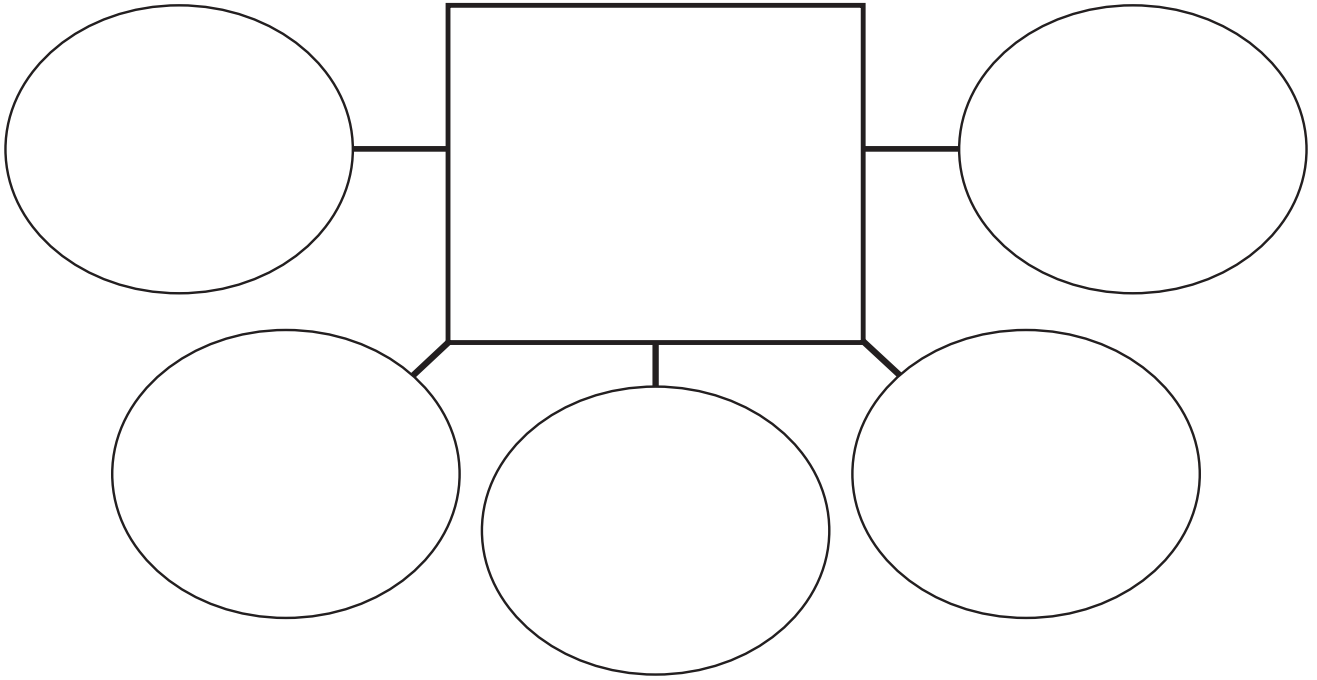
**Example**



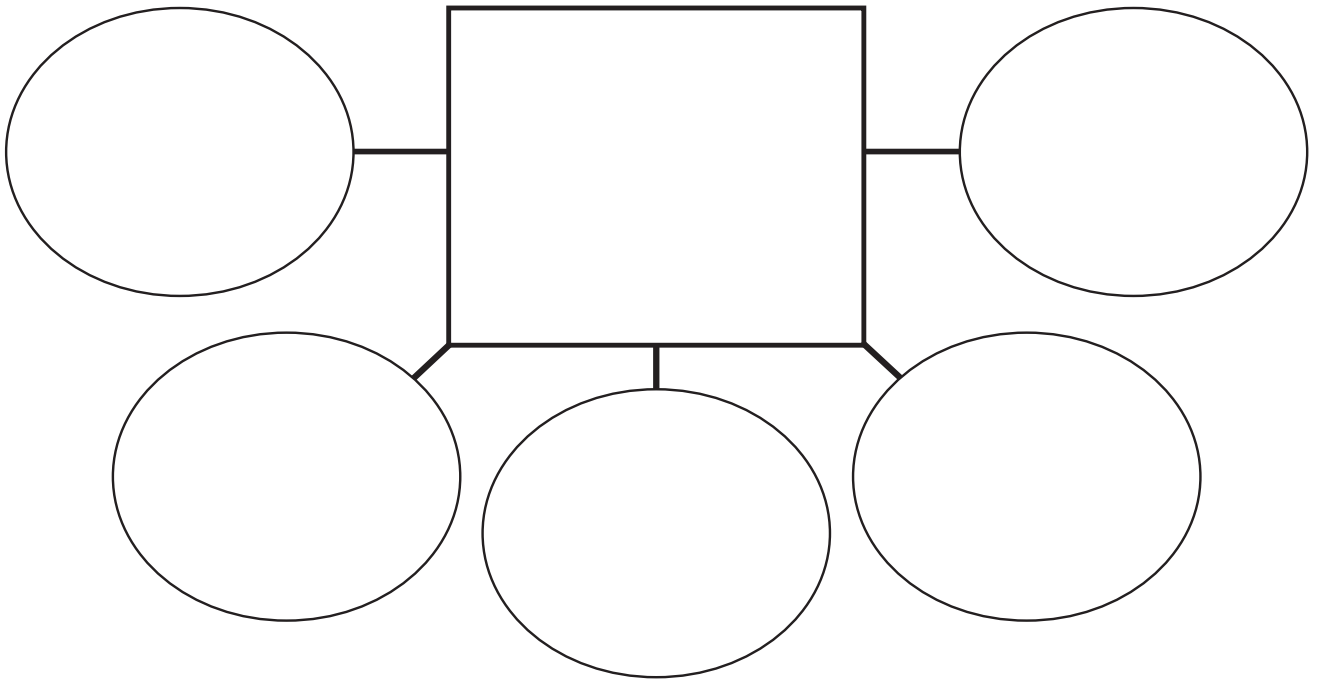
**Possibility 1**



**Possibility 2**



**Possibility 3**



Choose several of your favorite topics from your brainstorming possibilities. Then list subheadings or main ideas you could talk about on that topic. Write ideas for visual aids you could use. (If you can't think of any, maybe you could give a public speech on the topic.)

When you are done, look over all of your ideas. Determine what type of presentation would be best for that topic. Finally, choose the one that interests you and that has several subheadings you can talk about. Preparing your presentation will now be easy.

## Examples

<b>Topic Idea</b>	<b>Topic Idea</b>	<b>Topic Idea</b>
Hamsters	Making Smoothies	Equine Euthanasia
<b>Subheadings/Main Ideas</b>	<b>Subheadings/Main Ideas</b>	<b>Subheadings/Main Ideas</b>
1. Types of hamsters	1. Nutrition	1. Why you would do it
2. Housing and bedding	2. Recipe	2. Methods
3. Feed and water	3. Ingredients	3. How to decide
4. Grooming	4. Show how to make one	4. My experience
5. Showing	5. Food safety	5. Who to talk to
<b>What visual aids could I use?</b>	<b>What visual aids could I use?</b>	<b>What visual aids could I use?</b>
Hamster	Blender	Not sure; pictures might be
Cage/bedding	Ingredients	too disturbing
Toys	Cool cup	
Food	Recipe	
<b>This would make a good</b>	<b>This would make a good</b>	<b>This would make a good</b>
Illustrated talk because there are	Demonstration because there is	Public speech because there are
several ideas to talk about, it is	a step process I can demonstrate	no visuals, I can share a personal
educational and there are inter-	and there will be a finished prod-	story and I can get the audience
esting visuals to use.	uct to share.	to react.

<b>Topic Idea</b>	<b>Topic Idea</b>	<b>Topic Idea</b>
<b>Subheadings/Main Ideas</b>	<b>Subheadings/Main Ideas</b>	<b>Subheadings/Main Ideas</b>
<b>What visual aids could I use?</b>	<b>What visual aids could I use?</b>	<b>What visual aids could I use?</b>
<b>This would make a good</b>	<b>This would make a good</b>	<b>This would make a good</b>

Adapted with permission from: *Presentation Brainstorming Activity* 211-001, January 2009; Prepared by Roberta Lundeberg, Program Coordinator, 4-H Youth Development, Oregon State University.

Brand names appearing in this publication are for product identification purposes only. No endorsement is intended, nor is criticism implied of similar products not mentioned.

Publications from Kansas State University are available on the World Wide Web at: [www.ksre.ksu.edu](http://www.ksre.ksu.edu)

Contents of this publication may be freely reproduced for educational purposes. All other rights reserved. In each case, credit *Presentation Brainstorming Activity*, Kansas State University, October 2009.

**Kansas State University Agricultural Experiment Station and Cooperative Extension Service**

4H986

October 2009

K-State Research and Extension is an equal opportunity provider and employer. Issued in furtherance of Cooperative Extension Work, Acts of May 8 and June 30, 1914, as amended. Kansas State University, County Extension Councils, Extension Districts, and United States Department of Agriculture Cooperating, Fred A. Cholick, Director.